

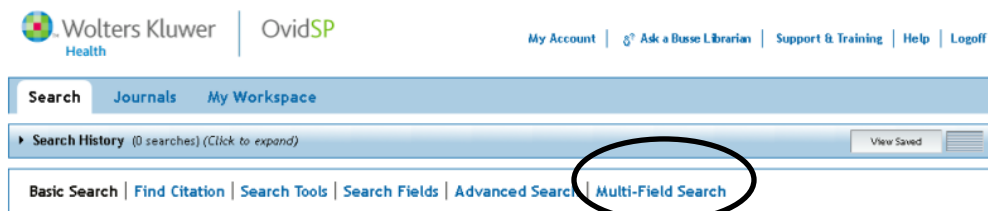
How do I find nursing literature using Ovid?

Step One: Select the Ovid Nursing Database.

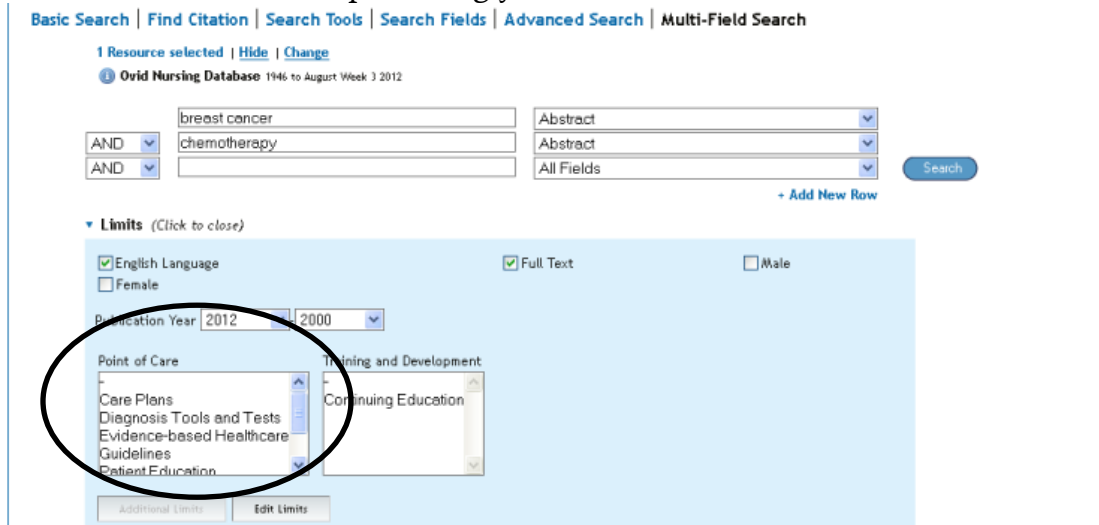
Step Two: At the resources screen, select “Busse Library Full Text Nursing Journals” to search through a collection of 45-50 Lippincott publications in full-text format. You may also select “Ovid Nursing Database” for coverage dating from the 1940s. Then click “Select Resources” in the lower right corner of the screen.



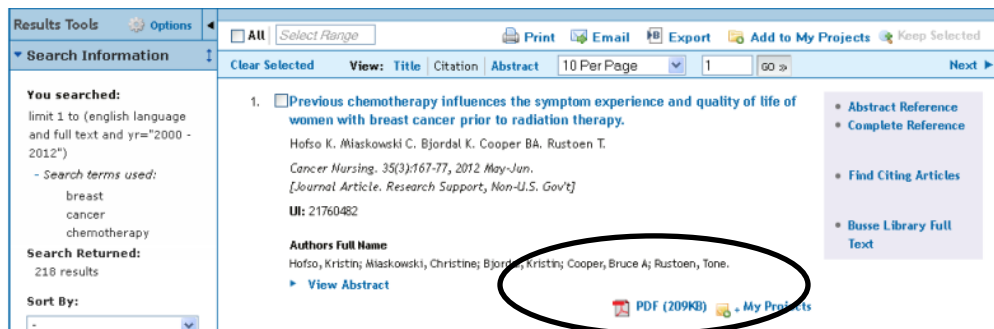
Step Three: At the next screen, select “Multi-Field Search.”



Step Four: The screen reconfigures to produce multiple search windows. Insert topic(s) into left search fields; select limiters from the right, pull-down menus. Select “Limits” to expand its frame. Now select publishing years of interest and further limiters if needed.



Step Five: Resulting literature appears underneath search window. A single record provides publishing details with further options. “View Abstract” produces a content summary in a cascading window. The full PDF is accessible through its icon.



Step Six: In the gray area to the right, “Find Citing Articles” links to articles that feature the article in references lists (cited literature). “Busse Library Full Text” produces an HTML version of the article with a full table of contents.



Step Seven: Articles displaying a “Busse Library” full text message and NO PDF file will link to another library subscription to retrieve the article. Articles lacking either option **cannot** be seen in full-text format. To request a copy of these articles through interlibrary loan, select “Request this Article” from the side menu. Fill out the form and select “order” to submit your request. The article will be sent (as a PDF) to the specified email account.

