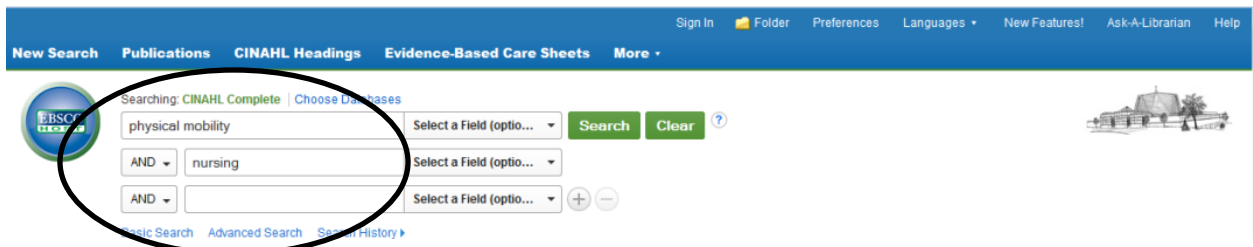


## How do I find articles featuring nurses as authors?

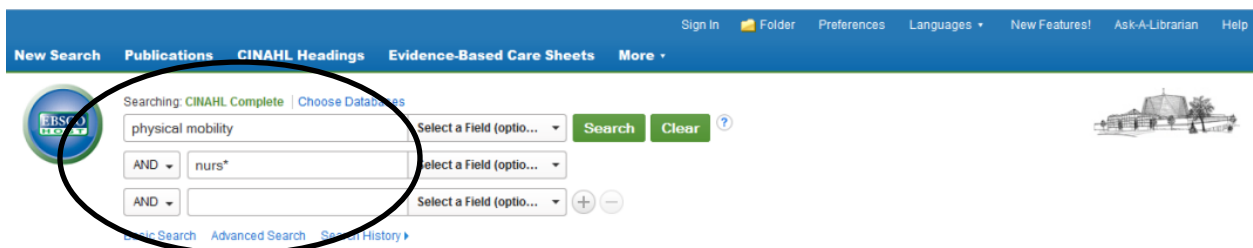
**Step One:** CINAHL Complete offers limiters to isolate nursing professionals as authors. First, change NANDA diagnosis language, when needed. Insert these new term(s) into the search field(s).

**Step Two:** In the right field, use the pull-down menu to specify topic as keyword, subject, or part of an abstract. Now pair your search terms with the word “nursing” or “nurs\*” to isolate nursing journals. These publications will offer discussions of nursing interventions.



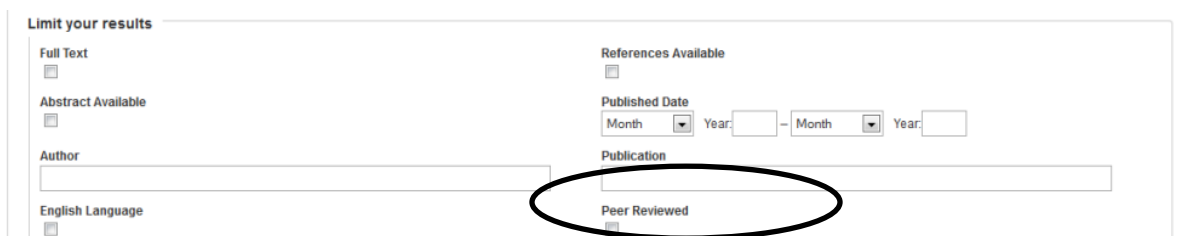
EBSCO  
Searching: CINAHL Complete | Choose Databases  
physical mobility Select a Field (optio... Search Clear ?  
AND nursing Select a Field (optio...  
AND Select a Field (optio... + -  
Basic Search Advanced Search Search History

The abbreviation “nurs\*” is a truncation, returning results with the words “nursing” and “nurse,” increasing search results.



EBSCO  
Searching: CINAHL Complete | Choose Databases  
physical mobility Select a Field (optio... Search Clear ?  
AND nurs\* Select a Field (optio...  
AND Select a Field (optio... + -  
Basic Search Advanced Search Search History

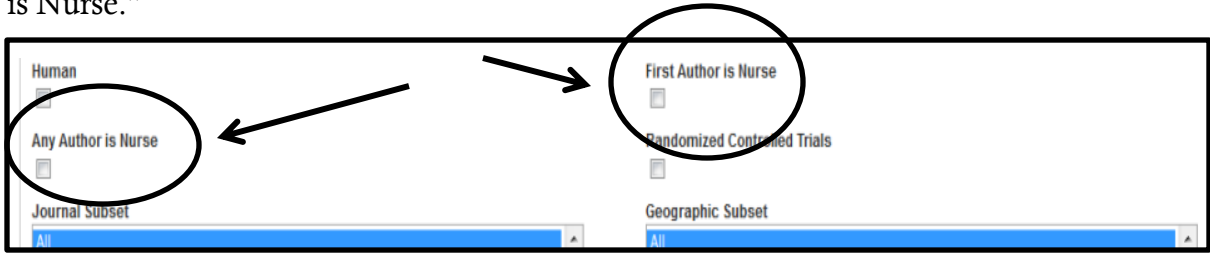
**Step Three:** Selecting “Abstract” will trigger a search of peer reviewed journals. You may also select “Peer Reviewed” from the right column of search limiter options.



Limit your results

<input type="checkbox"/> Full Text	<input type="checkbox"/> References Available
<input checked="" type="checkbox"/> Abstract Available	Published Date Month [v] Year [ ] - Month [v] Year [ ]
Author [ ]	Publication [ ]
<input type="checkbox"/> English Language	<input checked="" type="checkbox"/> Peer Reviewed

**Step Four:** To locate articles written by nurses, continue scrolling down the page. In the left column, select the limiter “Any Author is Nurse,” or in the right column, “First Author is Nurse.”



**Step Five:** The resulting articles will be peer reviewed. Search results will reflect abstracts (content summaries), an element of scholarly publishing. Look for the “Academic Journal” icon to indicate a scholarly article.

**Step Six:** To see author details, select an article’s title from search results. Note the author affiliation field, showing educational credentials and work/academic appointments. Select an author’s name find other examples of his or her research (in role as author).

