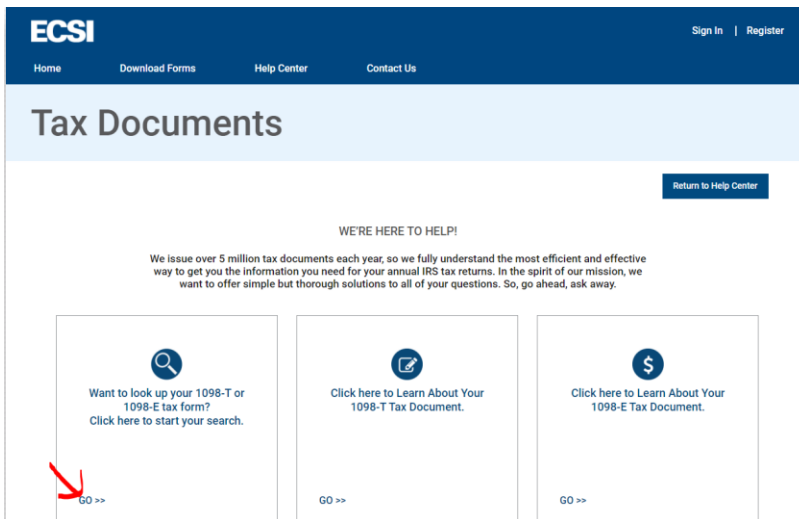
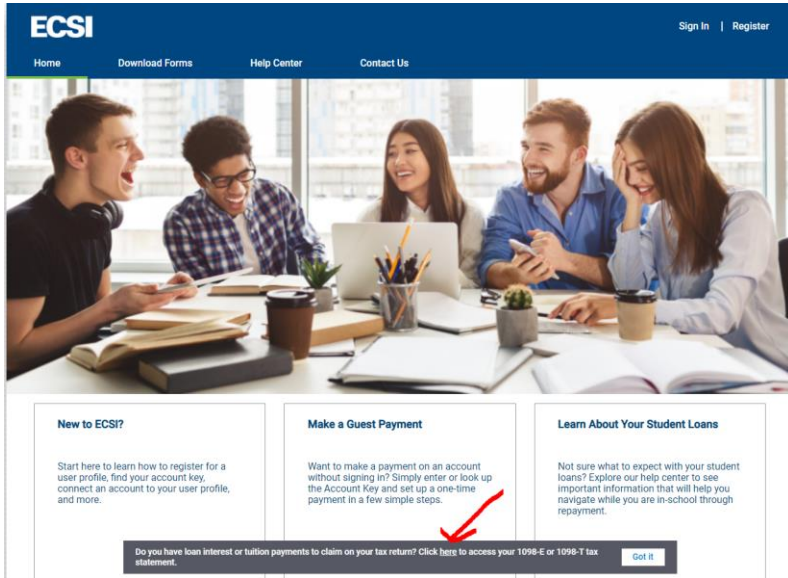
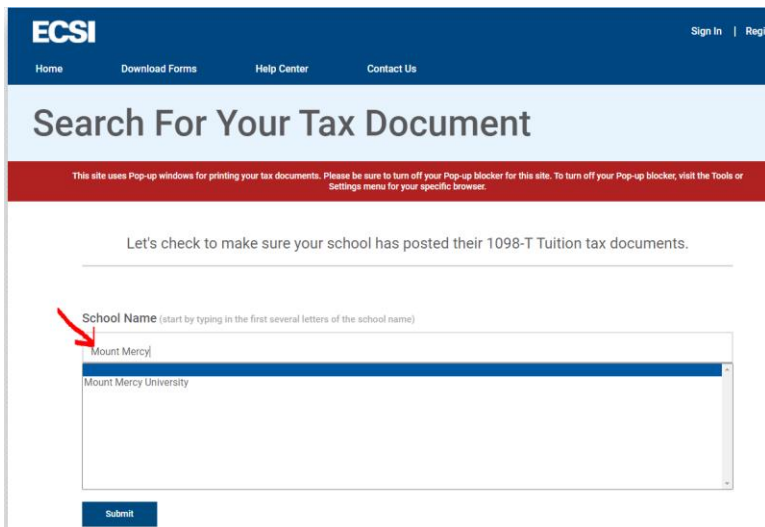


1098-T Forms can be printed from ECSI's website: <https://heartland.ecsi.net/>



Search for Mount Mercy University in the "School Name" field and then click "Submit" (please note, you must have your Pop-up blocker turned OFF for this site):



Enter information requested on the screen below. This needs to match what was on file for the student as of January 1, 2021:

We've found your school. Let's fill in the rest of the form to find your tax document.  
**IMPORTANT: The information entered below must match the information your school has on file.**

**School Name** (start by typing the first several letters of your school name)

Mount Mercy University

First Name

Last Name

SSN

Zip Code

I'm not a robot

RECAPTCHA

Continue



After clicking "Continue", click the plus sign (+) next to "Status: Delivered {}". Again, you will need to make sure to turn off your Pop-up blocker in order to view the document:

This site uses Pop-up windows for printing your tax documents. Please be sure to turn off your Pop-up blocker for this site. To turn off your Pop-up blocker, visit the Tools or Settings menu for your specific browser.

YOUR TAX STATEMENT

---

STATEMENT DETAIL FOR CURRENT REPORTING PERIOD

1098-T STATEMENT	Status: Delivered 
1098-E STATEMENT	Status: Delivered 

**Heartland**  
ECSI

From this last screen, you can view and/or print your electronic Form 1098-T.